

BURGLARY PREVENTION TIPS



Minneapolis Police Department

3rd Precinct – CCP/SAFE

3000 Minnehaha Ave. So.

Minneapolis, MN. 55406

(612) 673 - 5703



dfg 2010

**This is a compilation of a series of home burglary prevention tips,
published individually in 2010, in response to a rash of burglaries
in the 3rd Precinct.**

**These are cool. They might
save you some money and
misery!**



3rd Precinct Crime Prevention Specialists Minneapolis Police Department



CPS Don Greeley

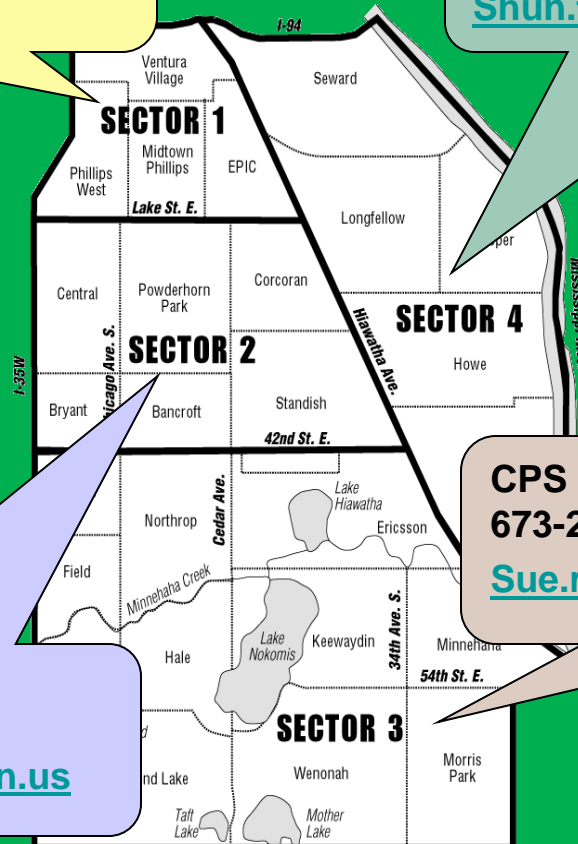
673-3482

Donald.greeley@ci.minneapolis.mn.us

CPS Shun Tillman

673-2846

Shun.tillman@ci.minneapolis.mn.us



CPS Karen Notsch

673-2856

Karen.notsch@ci.minneapolis.mn.us

CPS Sue Roethele

673-2839

Sue.roethele@ci.minneapolis.mn.us

BURGLARY TIPS

- ✓ What You Can Do Before The Burglar Shows Up At Your Door (Intro)
- ✓ Starting With The Basics
- ✓ Who's That Hanging Around Your Garage
- ✓ Become An Illuminator (Security Lighting)
- ✓ The Bad Guys Have Really Been Busy (Minneapolis Burglaries 2009)
- ✓ Put Some Eyes On the Street (Block Clubs)
- ✓ Don't Give Burglars A Place To Hide (Sight lines)
- ✓ No One Likes To Strike Out (Strike Plates)
- ✓ You Need These (Dead Bolt locks)
- ✓ Basement Window Bars
- ✓ Thinking About Buying An Alarm System



What you can do before the burglar shows-up at your door.

There are approximately 165,000 households in Minneapolis. In 2009 there were **3960+** residential burglaries (i.e. someone breaks into your home or garage to steal your property). The **only other** Part One crime that occurred more frequently in Minneapolis was theft (i.e. **11,780+** reported).



What this means of course, is that you are much more likely to be the victim of someone trying to **steal your stuff** than you are of being the victim of a violent crime. On one hand, that's a good thing. On the other hand, while it's very difficult to prevent a violent crime **it's very simple to prevent many, many burglaries.**

While the number of reported burglaries in the 3rd Precinct has dropped about 10% in the last five years, they continue to cost residents hundreds of thousands of dollars in losses; use up scarce police resources and can really ruin your day! It's hard to put a number on it, but we know that many, many burglaries could have been prevented with a small investment of your time and money.

We are going to be providing you with a series of tips – **one each week** - that will help you to prevent or at least dramatically reduce the chances of someone breaking into your home. We're suggesting that each week you take a few minutes to look around your home and garage and implement our suggestions as you are able to. They are fairly simple, and relatively inexpensive.

Questions? Need More Information?

Contact your Crime Prevention Specialist



What You Can Do Before The Burglar Shows-Up At Your Door # 2

Starting With the Basics

This may be belaboring the obvious, but **lock your doors and windows! At least 50% of home burglaries are "unforced"**. The burglars enter through an unlocked door or window.



Inspect your door locks. Make sure you have good quality deadbolt locks on all of your exterior doors - including your garage service door and on the exterior basement door. If you have glass in the door use a double cylinder deadbolt (it's keyed on both the inside and outside. **Don't leave the key in the lock!**) You can also replace the glass with an unbreakable material.



How strong are you're window locks? There are a variety of good window locking mechanisms available. A common entry method is to cut the screen, lift the window and climb in. **During the day they can steal your stuff. If you're home at the time it could be much worse.** There are simple, inexpensive mechanisms to lock your windows open - 6 inches is recommended. You can still catch breezes at night without fear of someone coming through the window without alerting you. They have to break the glass.

Questions? Need More Information?

Contact your Crime Prevention Specialist.



What You Can Do Before The Burglar Shows-Up At Your Door #3 Who's That Hanging Around Your Garage?



Next time you're in your garage take a look at all your stuff. If your garage is like most, you probably see a lot of junk. However, when a thief or burglar looks in your garage they see one thing..... **MONEY!**



Just for fun make a list of all the things out there and figure out how much you paid for them. How much is your lawn mower worth your snow blower, your power tools, bicycles, sports equipment, the pile of lawn chairs in the corner (*well never mind that one*)? Then add the cost of your car to that list! **How many thousands of dollars do you have tied up in those items?** If for no other reason, the list will at least come in handy when you have to make an insurance claim after someone steals a bunch of your stuff.

A few simple precautions and some inexpensive changes can save you a big headache.

- ✓ Keep you garage door closed as much as possible. Thieves love to drive down your alley and window shop. Don't make it easy for them.
- ✓ Put some lights up around your garage so that when you and your neighbors look out the window at night they can see if someone is hanging around who isn't supposed to be there.
- ✓ Block any windows with opaque paper or even paint the glass so that no one can look in to see what's available to them.
- ✓ Treat the service door as you would the door to your home. Install a heavy, solid core door with a good dead bolt lock on it.

Questions? Need More Information?
Contact your Crime Prevention Specialist.





What You Can Do Before The Burglar Shows-Up At Your Door # 4

Become an Illuminator

"Some people say their life is full of darkness and I wonder why they don't just try and switch the lights on" William Glass

Good lighting in and around your home and garage can be a powerful deterrent to a burglar or thief. Criminals like to work in the dark. No one can see them or what they're up to. Lighting is cheap, can really enhance your safety and help deter criminal behavior. Good lighting allows you to see suspicious behavior so you or a neighbor can call 911.

- ✓ *Mount some motion lights on the exterior walls of your home. This is especially important in the dark spots you can't see into at night.*
- ✓ *Pull your shades after dark. With the lights on, anyone can look into your windows and see what you are doing.*
- ✓ *If you aren't going to be home in the evening, put a couple of interior lights on timers so they come on automatically.*
- ✓ *Make sure the entrances to your home are well lighted. Lights that come on automatically after dark will help make you safer as you enter and exit.*
- ✓ *If your street lights are not working properly, call 311 and report it so they can be repaired.*

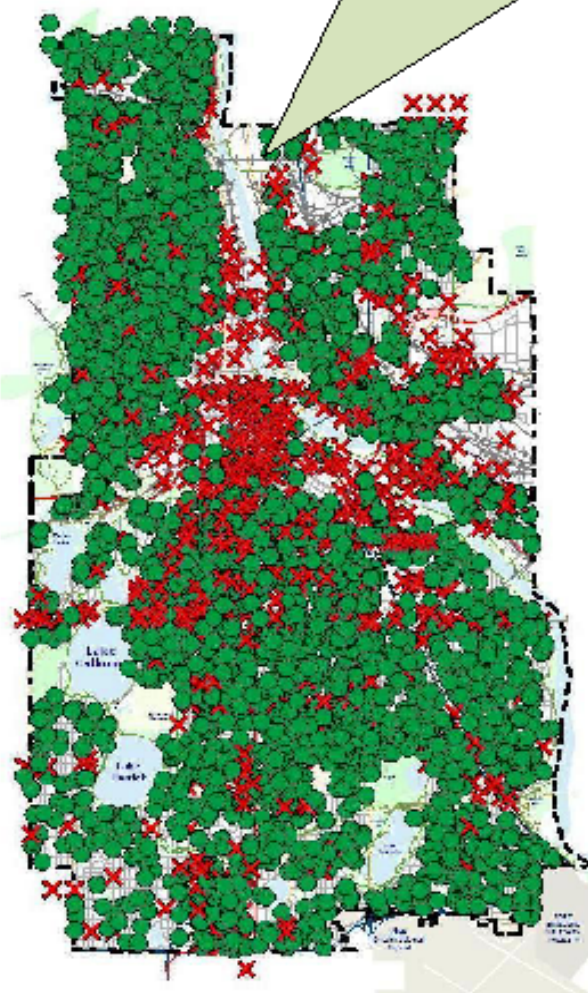
Questions? Need More Information?

Contact your Crime Prevention Specialist.



What You Can Do Before The Burglar Shows Up At Your Door

The Bad Guys Have Been Really Busy!



Wow, 3960 + residential burglaries and 910+ business burglaries reported in Minneapolis in 2009.

That's a lot of burglaries!

We need to talk!

Contact your Crime Prevention Specialist.



What You Can Do Before The Burglar Shows-Up At Your Door

Put Some



's On The Street



***Looking out for one
another is the best
way to keep yourself
and your
neighborhood safe.***



GET YOUR BLOCK ORGANIZED !!

Questions ? Need More Information?

Contact your Crime Prevention Specialist.



DFG 01.28.2010



What You Can Do Before The Burglar Shows-Up At Your Door # 7
Don't Give Burglars and Thugs a Place to Hide



Keep Your Sightlines Clear.
Trim Your Shrubs Down to 3 Feet and your Trees Up 7 – 10 feet.

Questions ? Need More Information? Contact your Crime Prevention Specialist



What You Can Do Before The Burglar Shows-Up At Your Door # 8

No One Likes to Strike Out

Some burglars like to kick in doors !!

A good quality dead bolt lock means nothing unless it's installed with a **"high security strike plate"**. The burglar kicks the door..... the lock is intact.... but the doorjamb is in splinters. *(Ouch, it's new door time.)* Install a good quality strike plate. The strike plate should be **7 to 10 inches tall** with at least **4 screw holes**. Use screws that are at least **3 inches long**. The screws must go through the strike plate, the door jamb and into the framing the wooden studs that surround the door.



That's No Bull!

Questions? Need More Information?

Contact your Crime Prevention Specialist.

dgreeley02.03.2010





What You Can Do Before The Burglar Shows-Up At Your Door # 9

You Need Some Of These

One For Every Exterior Door Including the Garage Service Door

“Deadbolt” Locks



Bolt can only be retracted by turning the key. (i.e. “deadbolt”)

Exterior collar spins so the lock can't be pried off with a wrench.



SINGLE-CYLINDER

Keyed on the outside.
Good for most doors



DOUBLE-CYLINDER

Keyed on both sides Good for doors with glass in them.

Questions? Need More Information?

Contact your Crime Prevention Specialist.

dgreeley 02.05.2010



What You Can Do Before The Burglar Shows-Up At Your Door # 10

Basement Window Bars


Basement windows are common targets for burglars, especially in older homes. These windows are typically old, not secure and easily entered without being seen. Depending on what style of basement bars you decide to install, the solution can be very simple and inexpensive.

The least expensive option is to build your own with 2 X 4 lumber and cast iron plumbing pipe. You can probably do it for less than \$10 per window. Complete instructions are available on the Minneapolis Police Dept. webpage at:

<http://www.ci.minneapolis.mn.us/police/crime-prevention/docs/WINSEC.pdf>



Other options include commercially made window bars available at most hardware and home improvement stores. Some choose to have glass block windows installed. They are nearly indestructible and allow lots of light into the basement. Whatever you decide it's a good investment in your home's security.



Questions? Need More Information?

Contact your Crime Prevention Specialist.

(Go to next page for our contact list)

2 X 4 lumber

cast iron
plumbing pipe

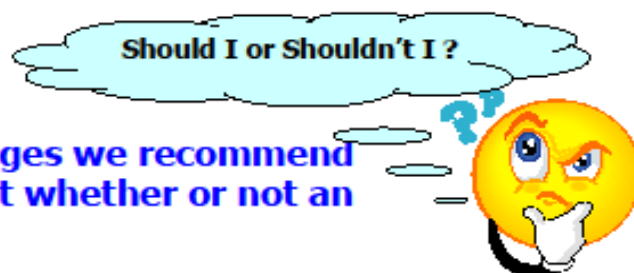
dfg 02.08.2010



What You Can Do Before The Burglar Shows-Up At Your Door #11 **Thinking about buying an alarm system?**

Some Things To Consider:

Generally it makes sense to make the physical changes we recommend (e.g. locks, windows, lighting, etc.) then think about whether or not an alarm system will be beneficial to you.



Some Pro's

An alarm system will alert you to an intruder when you and your family are at home.

If you're disabled, some alarm systems offer a medical alert option that will summon medical help.

It can alert your neighbors to a break in when you aren't home.



Some Con's

Police do not respond to burglar alarm calls as high priority calls because 90 % of the time the calls are false alarms.

False alarms will cost you money. You will be fined by the city for multiple false alarms. If enough occur, police will not respond to alarm calls at your address.

Alarm systems vary widely - in cost - in effectiveness - in levels of support from the alarm company. If you decide to purchase an alarm system you need to do your research. This link can help you make that decision. <http://www.ci.minneapolis.mn.us/police/crime-prevention/docs/Burgalarm.pdf>